

**STEEL REGISTER & GRILLE MULTI-PANEL CONSTRUCTION
FOR 0° & 45° FIXED DEFLECTION RETURN and
SINGLE & DOUBLE DEFLECTION SUPPLY MODELS**

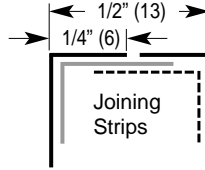
IP [English] Dimensions
Dimensions given in Inches

Air Specialties Express, 448 S. Main St., P. O. Box 930040, Verona, WI 53593-0040 Phone: (877)945-9175 Fax: (608)845-6504 www.airspecialties.com

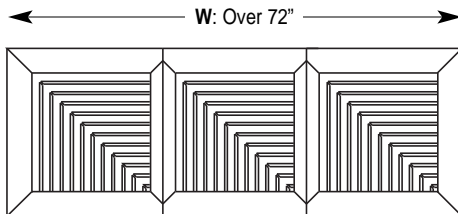
Multi-Panel In-line Construction

Notes:

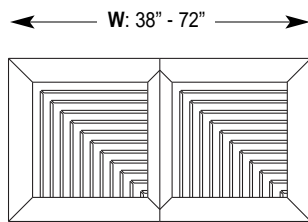
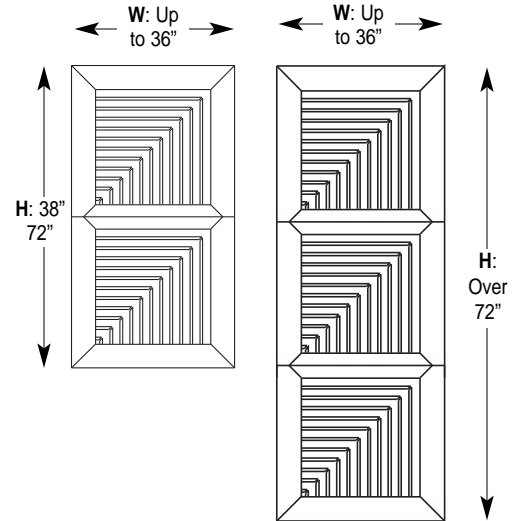
1. Maximum single panel width and height is 36" listed size regardless of blade alignment.
2. Panels are made in even inch increments unless specified otherwise.
3. Front blade alignment is as pictured.
4. Grille height & width dimensions shown are listed size dimensions.
5. Panel flanges are sheared and aligned with joining strips.



- Height: 38-72"
- Width: Up to 36"
- Two Sections
- Any blade alignment
- Height: Over 72"
- Width: Up to 36"
- Three or More Sections
- Any blade alignment



- Height: Up to 36"
- Width: Over 72"
- Three or more sections.
- Any blade alignment.

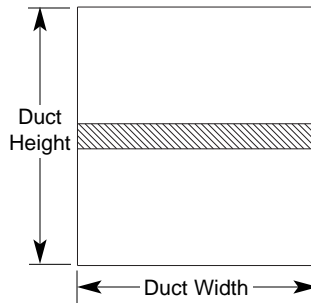


- Height: Up to 36"
- Width: 38" to 72"
- Two sections.
- Any blade alignment.

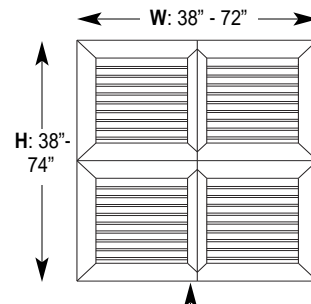
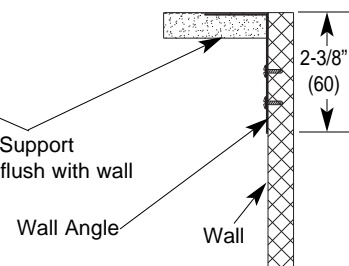
Multi-Panel Ganged Construction

Notes:

1. Maximum single panel width is 36" listed size.
2. Maximum single panel height is 36" listed size.
3. Panels will be made in even inch increments unless specified otherwise.
4. Front blade alignment is always parallel to center support.
5. Either the vertical or horizontal joint can be sheared down, but not both.
6. The center support can be aligned vertically or horizontally, depending on blade alignment desired. It is shown here mounted horizontally.
7. Grille height and width dimensions shown are listed size dimensions.
8. Metric dimensions are shown in millimeters.



Center Support Attachment to Wall Opening



Cross-Sectional View of Center Support with Grilles Attached

