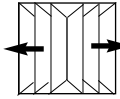


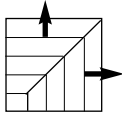
IP Units (SI Metric on Reverse)

CARNES COMPANY 448 S. Main St., P. O. Box 930040, Verona, WI 53593-0040 Phone: (608)845-6411 Fax: (608)845-6504 www.carnes.com

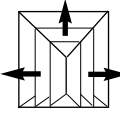
SQUARE



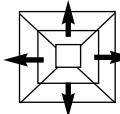
BLOW 20



BLOW 25

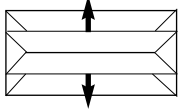


BLOW 30

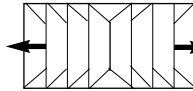


BLOW 40

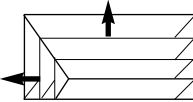
RECTANGULAR



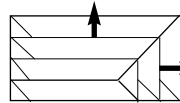
BLOW 21



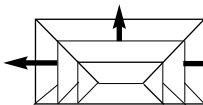
BLOW 22



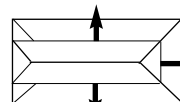
BLOW 26



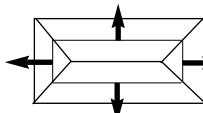
BLOW 27



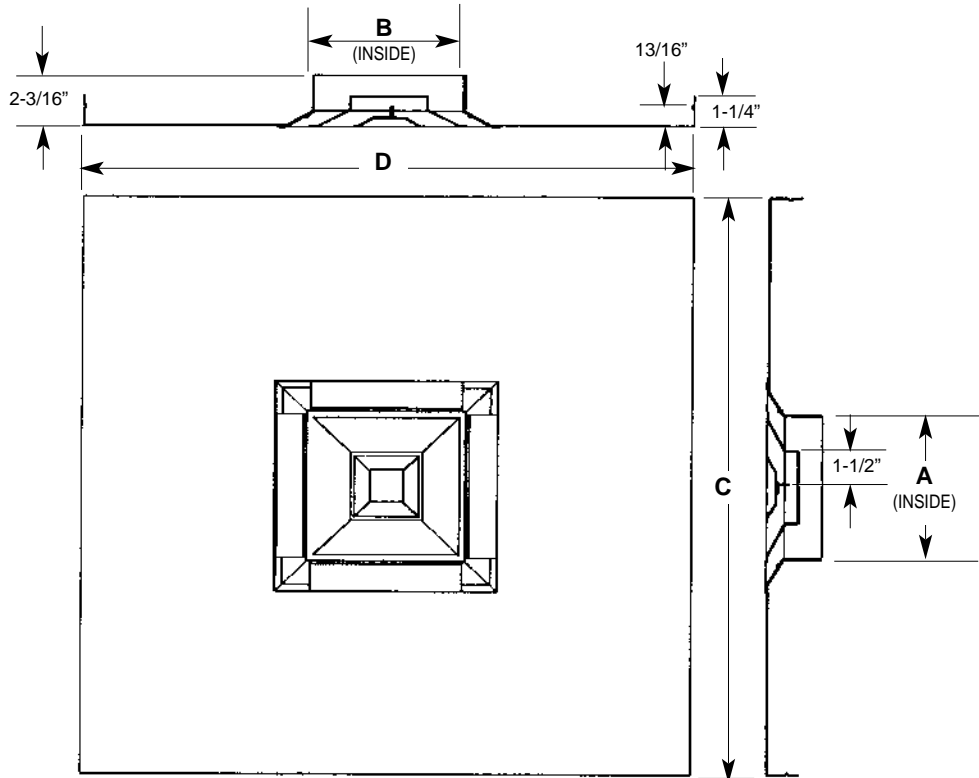
BLOW 31



BLOW 32

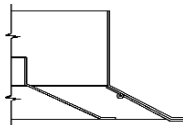


BLOW 41

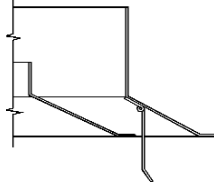


ADJUSTMENT

HORIZONTAL AIR FLOW



VERTICAL AIR FLOW



Remember that
Dimensions A & B are the
inside dimensions of the inlet.
The inlet is sized to fit over
the duct.

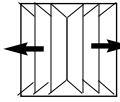
DIMENSIONS LISTED IN INCHES

Inlet Size	Panel	Panel	Panel
A x B	C x D	C x D	C x D
6 x 6	12 x 12	12 x 24	24 x 24
6 x 9	12 x 12	12 x 24	24 x 24
6 x 12	—	12 x 24	24 x 24
6 x 15	—	12 x 24	24 x 24
6 x 18	—	12 x 24	24 x 24
6 x 21	—	12 x 24	24 x 24
9 x 9	12 x 12	12 x 24	24 x 24
9 x 12	—	12 x 24	24 x 24
9 x 15	—	12 x 24	24 x 24
9 x 18	—	12 x 24	24 x 24
9 x 21	—	12 x 24	24 x 24
12 x 12	—	—	24 x 24
12 x 15	—	—	24 x 24
12 x 18	—	—	24 x 24
12 x 21	—	—	24 x 24
15 x 15	—	—	24 x 24
15 x 18	—	—	24 x 24
15 x 21	—	—	24 x 24
18 x 18	—	—	24 x 24
18 x 21	—	—	24 x 24
21 x 21	—	—	24 x 24

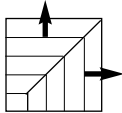
SI Metric Units (IP on Reverse)

CARNES COMPANY 448 S. Main St., P. O. Box 930040, Verona, WI 53593-0040 Phone: (608)845-6411 Fax: (608)845-6504 www.carnes.com

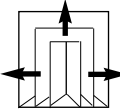
SQUARE



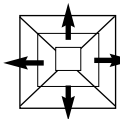
BLOW 20



BLOW 25

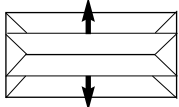


BLOW 30

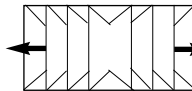


BLOW 40

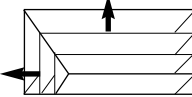
RECTANGULAR



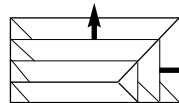
BLOW 21



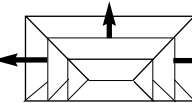
BLOW 22



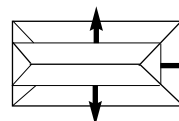
BLOW 26



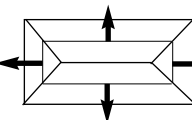
BLOW 27



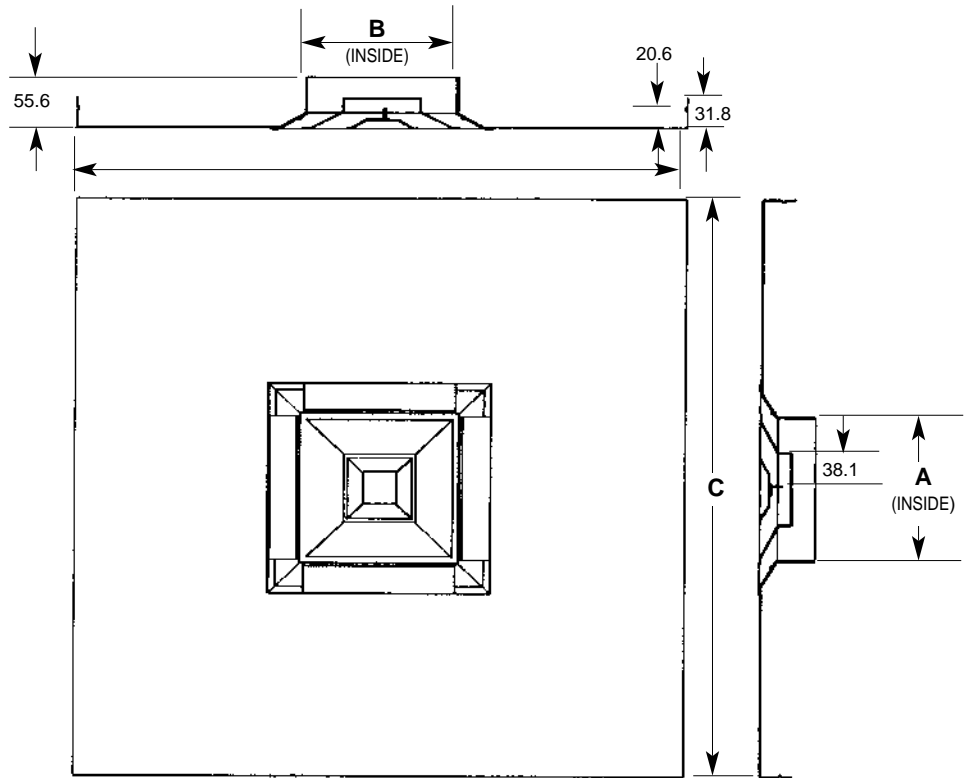
BLOW 31



BLOW 32

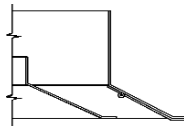


BLOW 41

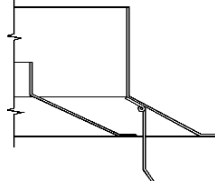


ADJUSTMENT

HORIZONTAL AIR FLOW



VERTICAL AIR FLOW



Remember that
Dimensions A & B are the
inside dimensions of the inlet.
The inlet is sized to fit over
the duct.

DIMENSIONS LISTED IN MILLIMETERS

Inlet Size A x B	Panel C x D	Panel C x D	Panel C x D
152 x 152	305 x 305	305 x 610	610 x 610
152 x 229	305 x 305	305 x 610	610 x 610
152 x 305	—	305 x 610	610 x 610
152 x 381	—	305 x 610	610 x 610
152 x 457	—	305 x 610	610 x 610
152 x 533	—	305 x 610	610 x 610
229 x 229	305 x 305	305 x 610	610 x 610
229 x 305	—	305 x 610	610 x 610
229 x 381	—	305 x 610	610 x 610
229 x 457	—	305 x 610	610 x 610
229 x 533	—	305 x 610	610 x 610
305 x 305	—	—	610 x 610
305 x 381	—	—	610 x 610
305 x 457	—	—	610 x 610
305 x 533	—	—	610 x 610
381 x 381	—	—	610 x 610
381 x 457	—	—	610 x 610
381 x 533	—	—	610 x 610
457 x 457	—	—	610 x 610
457 x 533	—	—	610 x 610
533 x 533	—	—	610 x 610